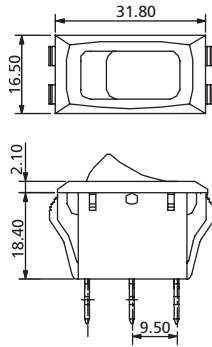


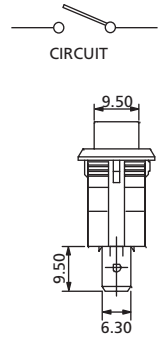
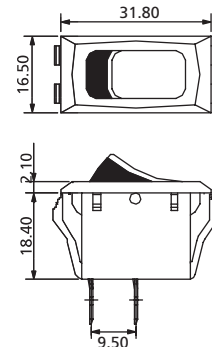
# Rocker Switches

## 32 x 16.5 mm SP illuminated Rocker Switches

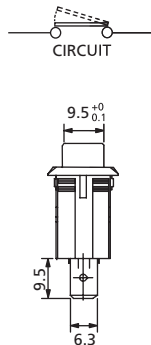
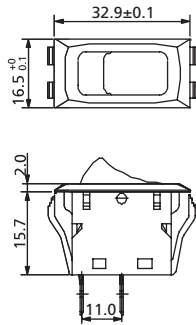
## RK9 Series



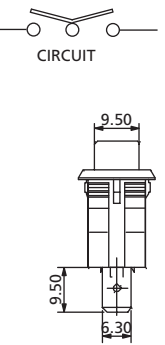
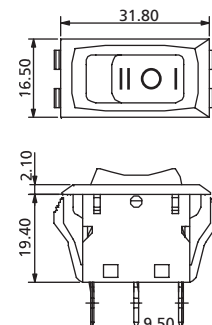
RK9S\_Q64AUAC\_



RK9S\_Q64ANAAF\_



RK9S\_Q64ANAAN\_



RK9S3Q64GNACN\_

TERMINAL	ACTUATOR MARKING	BASE TYPE	PANEL SIZE																				
Q6 6.3mm TAB, 0.8mm Thick Q 4.8mm TAB, 0.8mm Thick D Solder Tag	A B C D E F	G H I J K L	1  13.8 2  12.1 3  13.4 4  13.8 5  13.8																				
<b>ACTUATOR</b> 4 Curve			PANEL CUT-OUT Snap-in mounting  X = Panel thickness																				
			<table border="1"> <thead> <tr> <th></th> <th>Base Type 1, 4 &amp; 5</th> <th>Base Type 2</th> <th>Base Type 3</th> </tr> <tr> <th>X</th> <th>Dim. Y</th> <th>Dim. Z</th> <th>Dim. Y</th> </tr> </thead> <tbody> <tr> <td>0.75 to 1.25</td> <td>28.6 +0/-0.1</td> <td>13.8</td> <td>28.6 +0/-0.1</td> </tr> <tr> <td></td> <td></td> <td>12.1</td> <td>28.6 +0/-0.1</td> </tr> <tr> <td></td> <td></td> <td></td> <td>13.4</td> </tr> </tbody> </table>		Base Type 1, 4 & 5	Base Type 2	Base Type 3	X	Dim. Y	Dim. Z	Dim. Y	0.75 to 1.25	28.6 +0/-0.1	13.8	28.6 +0/-0.1			12.1	28.6 +0/-0.1				13.4
	Base Type 1, 4 & 5	Base Type 2	Base Type 3																				
X	Dim. Y	Dim. Z	Dim. Y																				
0.75 to 1.25	28.6 +0/-0.1	13.8	28.6 +0/-0.1																				
		12.1	28.6 +0/-0.1																				
			13.4																				

### How to order:

RK9

- 1 POLES:**  
S Single Pole
- 2 SWITCHING:**  
1 ON - OFF  
2 ON - ON (Non-illuminated Only)  
3 ON - OFF - ON (Non-illuminated Only)
- 3 TERMINAL (See above drawings):**  
Q6 6.3mm TAB, 0.8mm thick  
Q 4.8mm TAB, 0.8mm thick  
D Solder Tag
- 4 ACTUATOR (See above drawings):**  
4 Curve Rocker
- 5 ACTUATOR MARKING (See above drawings):**  
A B C D E F  
G H I J K L
- 6 ILLUMINATION:**  
N No illuminated  
U Illuminated  
S Soft Lighting

- 7 BASE COLOR:**  
A Black  
H Grey  
B White
- 8 ACTUATOR COLOR:**  
A Black  
H Gray  
B White  
C Red  
F Green  
D Orange
- 9 VISI COLOR:**  
N No VISI  
C Red  
F Green
- 10 BASE TYPE:**  
1 See above drawings  
2 See above drawings  
3 See above drawings  
4 See above drawings  
5 See above drawings

### General Specifications:

#### FEATURES

- » Single pole Rocker switch up to 20A 125VAC
- » Classical outlook
- » Fitting 3 panel cutout

#### MATERIALS

- » Contact: Silver alloy
- » Terminals: Silver plated copper
- » Spring: Piano wire

#### MECHANICAL

- » Temperature Range: -20°C to +125°C

#### ELECTRICAL

- » Electrical Life: 10,000 cycles
- » Rating: 20A125VAC / 16A250VAC  
3/4HP 125/250VAC  
6A125VL, 3/4HP250VAC  
16A250VAC  
16(4)A250V~T125
- » Initial Contact Resistance: 20mΩ max.
- » Insulation Resistance: 100MΩ min. at 500VDC